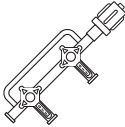
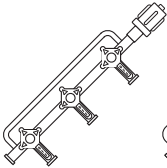
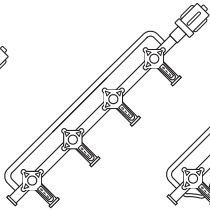
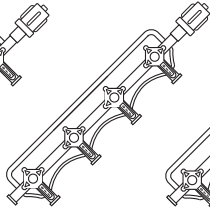
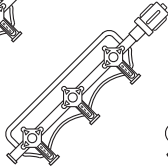
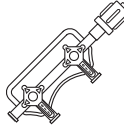

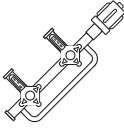
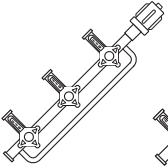
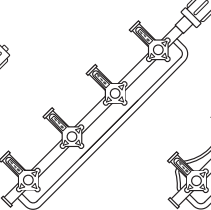
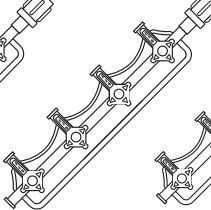
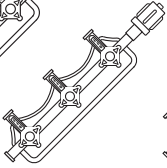
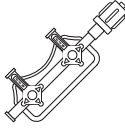


Manifolds

Manifolds with Right Port Orientation and Rotating Luer

							
200 PSI (14 BAR)	2 Port Half Body	3 Port Half Body	4 Port Half Body	4 Port Block Body	3 Port Block Body	2 Port Block Body	1 Port Block Body
ON Handles	202HN-R	203HN-R	204HN-R	204BN-R	203BN-R	202BN-R	
OFF Handles	202HF-R	203HF-R	204HF-R	204BF-R	203BF-R	202BF-R	201BF-R
360/ON Handles					203BN-RT	202BN-RT	
360/OFF Handles			204HF-RT	204BF-RT	203BF-RT		
500 PSI (34 BAR)	2 Port Half Body	3 Port Half Body	4 Port Half Body	4 Port Block Body	3 Port Block Body	2 Port Block Body	1 Port Block Body
ON Handles	502HN-R	503HN-R	504HN-R	504BN-R	503BN-R	502BN-R	501BN-R
OFF Handles	502HF-R	503HF-R	504HF-R	504BF-R	503BF-R	502BF-R	501BF-R
360/ON Handles			202BN-F	504BN-RT			
360/OFF Handles	502HF-RT	503HF-RT		504BF-RT	503BF-RT		

Manifolds with Left Port Orientation and Rotating Luer

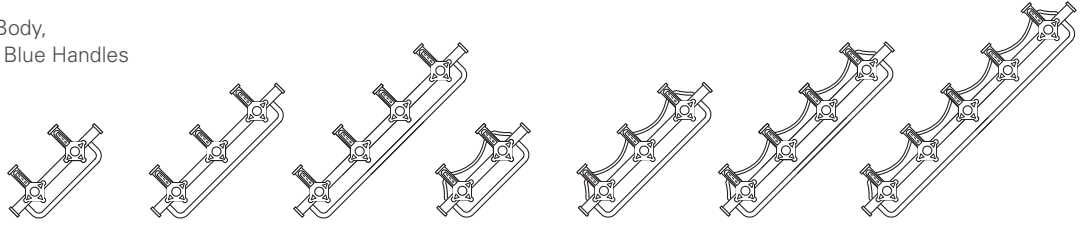
						
200 PSI (14 BAR)	2 Port Half Body	3 Port Half Body	4 Port Half Body	4 Port Block Body	3 Port Block Body	2 Port Block Body
ON Handles					203BN-L	
OFF Handles	202HF-L	203HF-L	204HF-L		203BF-L	202BF-L
500 PSI (34 BAR)	2 Port Half Body	3 Port Half Body	4 Port Half Body	4 Port Block Body	3 Port Block Body	2 Port Block Body
OFF Handles	502HF-L	503HF-L			503BF-L	502BF-L
360/ON Handles	502HN-L	503HN-LT				
360/OFF Handles						

Manifolds with All Female Ports



200 PSI, 5 Port, Block Body,
360/OFF Red, White & Blue Handles

500237001



200 PSI (14 BAR)

2 Port Half Body	3 Port Half Body	4 Port Half Body	2 Port Block Body	3 Port Block Body	4 Port Block Body	5 Port Block Body
---------------------	---------------------	---------------------	----------------------	----------------------	----------------------	----------------------

ON Handles				202BN-F	203BN-F		
OFF Handles	202HF-F	203HF-F				205BF-F	
360/ON Handles							
360/OFF Handles			204HF-FT	202BF-FT	203BF-FT	204BF-FT	205BF-FT

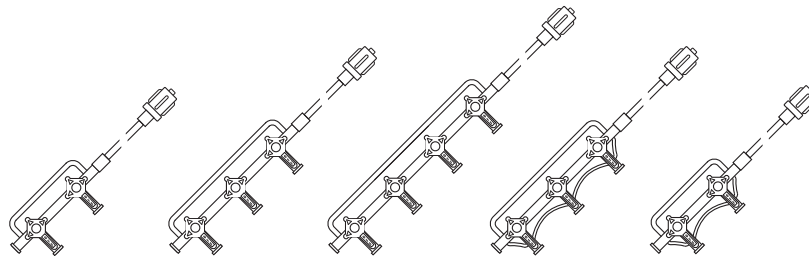
500 PSI (34 BAR)

2 Port Half Body	3 Port Half Body	4 Port Half Body	2 Port Block Body	3 Port Block Body	4 Port Block Body	5 Port Block Body
---------------------	---------------------	---------------------	----------------------	----------------------	----------------------	----------------------

ON Handles						
OFF Handles					503BF-F	
360/ON Handles						

Manifolds with Right Port Orientation

6" (15cm) tubing extension and rotating luer.



200 PSI (14 BAR)

2 Port Half Body	3 Port Half Body	4 Port Half Body	3 Port Block Body	2 Port Block Body
---------------------	---------------------	---------------------	----------------------	----------------------

ON Handles	202HN-RX	203HN-RX		
OFF Handles	202HF-RX	203HF-RX	204HF-RX	203BF-RX
360/OFF Handles				203BF-RXT

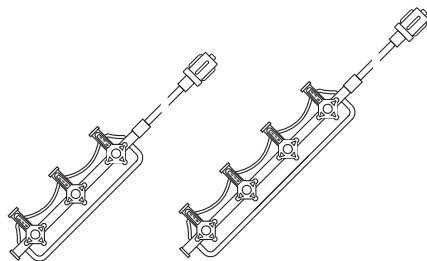
500 PSI (34 BAR)

2 Port Half Body	3 Port Half Body	4 Port Half Body	3 Port Block Body	2 Port Block Body
---------------------	---------------------	---------------------	----------------------	----------------------

ON Handles		503HN-RX			
OFF Handles	502HF-RX	503HF-RX	504HF-RX	503BF-RX	502BF-RX
360/ON Handles			504BF-RXT		

Manifolds with Left Port Orientation

6" (15cm) tubing extension and rotating luer.



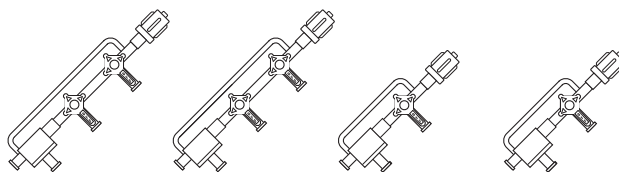
500 PSI (34 BAR)

3 Port
Block Body

4 Port
Block Body

ON Handles	503BN-LX	
OFF Handles		504BF-LX

Devos™ Manifolds with Check Relief Valve, Right Port Orientation and Rotating Luer



200 PSI (14 BAR)

3 Port
Half Body

3 Port
Half Body

2 Port
Half Body

2 Port
Half Body

OFF Handles	2V3HF-R		2V2HF-R	
360/OFF Handles		2V3HF-RT		2V2HF-RT

Custom colored handles and tubing options available.

